



2024

Gichimanido Giiizis

January ~ Great Spirit Moon





Biiboon
(Winter)



Y
O
U
T
H

C
E
N
T
E
R

Sunday	Monday	Tuesday	Wednesday	Thursday	Friday	Saturday
	1 OPEN AT 12 <ul style="list-style-type: none"> Cooking Class 	2 OPEN AT 12 <ul style="list-style-type: none"> Creative Kids 	3	4 <ul style="list-style-type: none"> Bingo Study Night 	5 <ul style="list-style-type: none"> Decoy Making 	6 
7 <ul style="list-style-type: none"> Blanket Making 	8 <ul style="list-style-type: none"> Cooking Class Study Night 	9 <ul style="list-style-type: none"> Creative Kids Study Night 	10 <ul style="list-style-type: none"> Talking Circle Study Night 	11 <ul style="list-style-type: none"> Bingo Study Night 	12 <ul style="list-style-type: none"> Decoy Making 	13
14 	15 OPEN AT 12 <ul style="list-style-type: none"> Cooking class Study Night 	16 <ul style="list-style-type: none"> Creative Kids Study Night 	17 <ul style="list-style-type: none"> Study Night 	18 <ul style="list-style-type: none"> Bingo Study Night 	19 <ul style="list-style-type: none"> Decoy Making 	20
21	22 <ul style="list-style-type: none"> Cooking Class Survival Skills Study Night 	23 <ul style="list-style-type: none"> Creative Kids Survival Skills Study Night 	24 <ul style="list-style-type: none"> Talking Circle Survival Skills Study Night 	25 <ul style="list-style-type: none"> Bingo Study Night 	26 <ul style="list-style-type: none"> Decoy Making 	27
28	29 <ul style="list-style-type: none"> Cooking Class Study Night 	30 <ul style="list-style-type: none"> Creative Kids Study Night 	31 <ul style="list-style-type: none"> Study Night 			

Blanket Making

- Sunday January 7th
- 3:00pm-5:00pm
- 1st-12th grade
- Learn how to make a tie blanket
- Materials provided
- Instructor: Kenna Mitchell



Cooking Class

- Mondays
- 3:30pm-5pm
- 1st-12th grade
- Choose recipes and learn how to prepare different meals and desserts
- Instructor: Aubrianna Cadotte

Survival Classes

- January 22nd, 23rd, & 24th
- 3:30pm-6:00pm
- 1st-12th grade
- Learn how to make fire, use a compass, & track animals
- Instructor: Greg Weiss



Decoy Making Class

- Fridays
- 5:30pm- 7:30pm
- 3rd-12th grade
- Learn how to make your own decoy
- All materials provided
- Instructors: Sed Armstrong



January 2024

The Youth Center is open to all community youth who are in 1st—12th grades.

The Youth Center is a child safety zone, only drug tested and background checked staff and volunteers are in contact with the children during hours of operation. All other adults filling out paperwork for their children must stay within the front reception area. Adults wishing to take a tour of the building must make an appointment before noon. The building is not open to anyone over 18 to use the bathroom, equipment, phone, get a drink, or cool off. This is strictly enforced for the safety of the children.

Last two pages of the yc handbook filled out and returned are required for admittance to the yc!


Monday-Friday

3:15 pm - 5:00 pm for 1st - 5th grade
3:15 pm - 8:00 pm for 6th - 12th grade

Saturday & Sunday

3:00 pm - 5:00 pm for 1st - 5th grade
3:00 pm - 8:00 pm for 6th - 12th grade

***Open 12 pm - 8 pm on 1/1, 1/2, & 1/15 (No School)**



Weekend Spearing

- TBD
- 7:30am departure time
- 3rd-12th grade
- Learn proper set up and take down & spearing techniques
- Instructors: Sed Armstrong
- 4 child maximum each day
- Sign up at the yc



Creative Kids

- Tuesdays
- 3:30 pm – 5:00 pm
- Arts & crafts activities
- Grades 1st and up
- Instructor: Staff



Student Study Night

- Mondays –Thursday
- 6pm-8pm
- Help with homework, improve study skills, work one on or in groups
- Dinner provided, transportation provided for those working
- ****Finals**** Raffle tickets issued every hour working on assignments between January 4th-11th to win gift cards!!
- Instructor: TBA



PIZZA PARTY



Talking Circle

- 1st-12th grade
- Wednesday January 10th & 24th
- 3:30pm - 4:30 pm
- Snacks, discussion topics, gift card drawings
- Instructor: Patrick Day

